


4K30 SVM 4x4, 8x8 and 16x16 HDMI Matrix Switcher with Seamless switch and TV Wall function

MA404SVM



Features

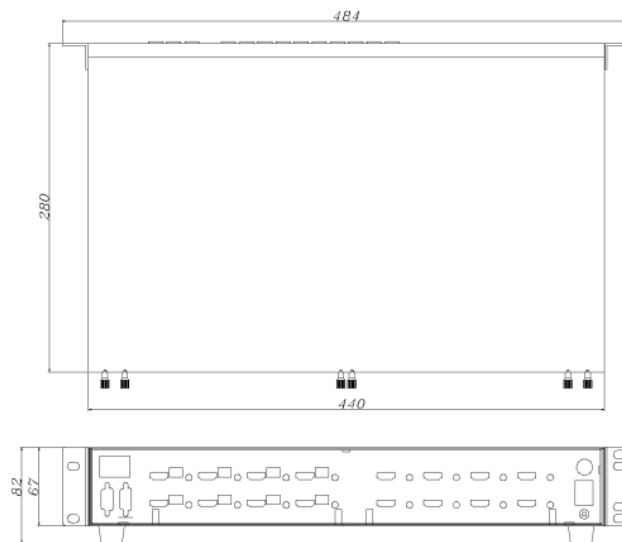
- ▼ The resolution can up to 4K@30Hz inputs and outputs with scaling
- ▼ Supports seamless switching, no black/blue screen during the sources switch
- ▼ Supports the video wall function
- ▼ Supports the 3.5mm audio embedded and de-embedded
- ▼ Supports EDID management
- ▼ Supports RS-232 and TCP/IP Control(WEB GUI, APP), IR remote control
- ▼ Supports the push buttons control with blue lights
- ▼ Supports to rename the inputs and outputs
- ▼ Supports up to 40 scenes

This is a new 4K30 FIX SVM series matrix switcher with the seamless switch, Video Wall function, EDID management, audio embedded&de-embedded, scaling function and all ports are HDCP compliant. With the friendly user control methods by IR remote, 2-Key push buttons with background blue light, WEB GUI/TCPIP/RS232/APP control, supports EDID management, this matrix switcher can work with the Blu-Ray Players, Set-Top boxes, Home Theater, and game consoles etc HDMI input sources to route to the HDMI displays, it has been widely used in different audio visual applications.

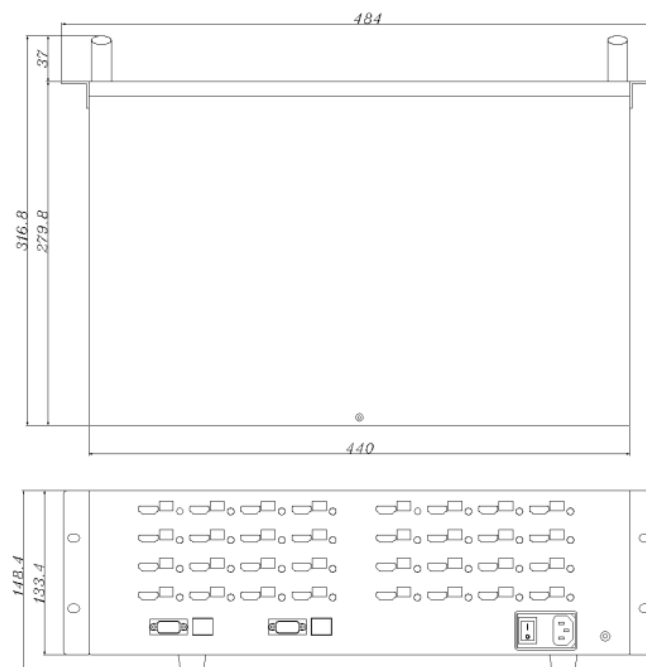
Specification

Model	FIX-SVM-400P-4K30	FIX-SVM-800P-4K30	FIX-SVM-1600P-4K30
Description	4x4	8x8	16x16
Input	4* HDMI, 4* 3.5mm audio	8* HDMI, 8* 3.5mm audio	16* HDMI, 16* 3.5mm audio
Output	4* HDMI, 4* 3.5mm audio	8* HDMI, 8* 3.5mm audio	16* HDMI, 16* 3.5mm audio
Protocol Standard	Supports HDMI1.4, HDCP1.4		
Color Space	Support RGB444, YUV444, YUV422 , x.v.C standard color extension		
Resolution	640×480---3840×2160@30Hz(VESA), 480i---4K@30Hz(HDTV)		
Distance	HDMI/DVI: 15m/40ft for 1080P, for 4K30 up to 10m/30ft		
Control	iOS/Android Apps, WEB GUI, RS232 & Front buttons with background light		
Power	AC: 110V—260V 50/60Hz		
Consumption	15W(No Cards)		
Dimension	1.5U, 484*280*67(mm)		3U, 484*280*128(mm)
Weight	4kg		7kg
Work Temperature	0℃ ~50℃		
Storage Temperature	-20℃ ~55℃		

Dimension



4x4 and 8x8



16x16

Ports & Components

Connection diagram

